












70 Nm

Extra Heavy Duty Window Wiper

High voltage systems ideal for average to high speed vessels

-  Pantograph and pendulum
-  Arms with blades up to 59ins. (1500mm) available for average speed vessels
-  Arms with blades up to 39ins. (1000mm) available for high speed vessels
-  Fixed arc or variable arc models
-  Ranges from 48 to 230 volt AC or DC
-  Two speeds
-  Self parking facility
-  Insulated earth return and EMC filter are standard
-  Operated by a multi-speed / function control system





70 Nm

Extra Heavy Duty Window Wiper

High voltage systems ideal for average to high speed vessels

Specifications

Standard Details 2 Speed; Self Parking; Insulated
Earth Return:
12v, 24v, 72v, 110v DC, 110v - 220v AC

Angles of Arc - Fixed

Pantograph Units 25° to 90° (in 5° increments only)
Pendulum Units 25° to 115° (in 5° increments only)

Angles of Arc - Variable

Pantograph Units 40° to 90° (in 5° increments only)
Pendulum Units 40° to 90° (in 5° increments only)

Spindle Centres Between Drive Liner & Idler = 60mm
Pantograph Units only

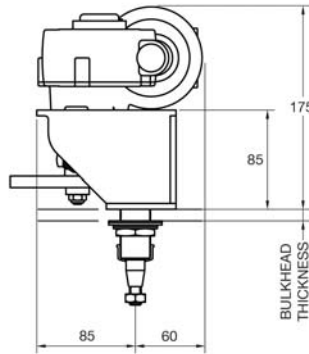
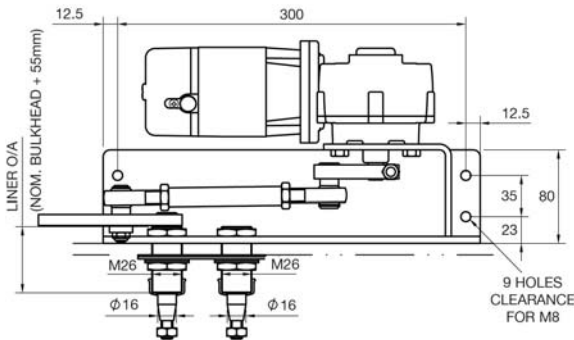
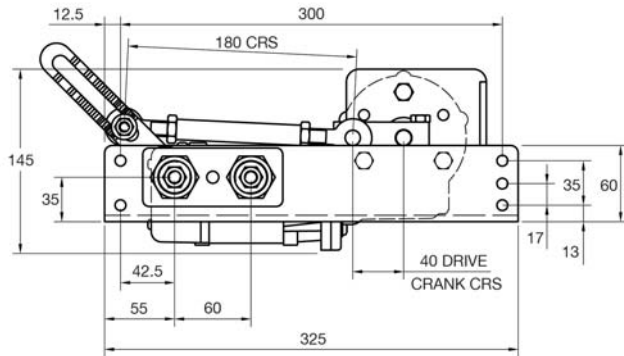
Drive Liner M26 - Brass Liner / 16mm SS Spindle
Pantograph & Pendulum Units

Liner Overall Length Bulkhead Thickness + 55mm

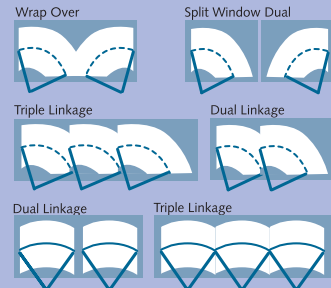
Idler Liner M26 - Brass Liner / 16mm SS Spindle
Pantograph Units only

Bracket C - Compact Bracket

Unit Weight Allowing for the maximum arm and blade lengths; 8Kgs (17.6 lbs)



70Nm Linkage configurations



When very wide or multiple windows are to be swept we offer a comprehensive range of swept area solutions utilising the 70Nm drive unit operating either two or three arms and blades off one motor. This offers customers the benefit of simpler installations as well as cost saving.

Wiper Arms and Blades

■ Pantograph Arms

P84 Heavy Duty
Lengths 24" to 60" (610mm to 1525mm) nom
Drive Head 16mm
Blade Clip 14mm & 20mm

■ Pendulum Arms

F80 Heavy Duty
Lengths 24" to 60" (610mm to 1525mm) nom
Drive Head 16mm
Blade Clip 14mm
F81 Heavy Duty
Lengths 24" to 60" (610mm to 1525mm) nom
Drive Head 16mm
Blade Clip 20mm

■ Blades

B140 Curved Blade
Lengths 12" to 28" (310mm to 710mm) nom

For use with arm types:

Pendulum F80
Pantograph P84

B140 Curved Blade
Lengths 32" (810mm), 36" (915mm), 39" (1000mm)

For use with arm types:

Pendulum F81
Pantograph P84



B. HEPWORTH
AND COMPANY LIMITED

2-4 Merse Road, North Moons Moat, Redditch, Worcestershire B98 9HL
T +44 (0) 1527 61243 **F** +44 (0) 1527 66836 **E** bhepworth@b-hepworth.com

www.b-hepworth.com