












100 Nm

Extra Heavy Duty Window Wiper

High voltage systems ideal for average to high speed vessels

-  Pantograph and pendulum
-  Arms with blades up to 78ins. (2000mm) available for average speed vessels
-  Arms with blades up to 59ins. (1500mm) available for high speed vessels
-  Fixed arc or variable arc models
-  Ranges from 48 to 230 volt AC or DC
-  Two speeds
-  Self parking facility
-  Insulated earth return and EMC filter are standard
-  Operated by a multi-speed / function control system





100 Nm

Extra Heavy Duty Window Wiper

High voltage systems ideal for average to high speed vessels

Specifications

Standard Details	2 Speed; Self Parking; Insulated Earth Return: 12v, 24v, 72v, 96v, 110v DC, 110v - 220v AC
Angles of Arc - Fixed	
Pantograph Units	45° to 90° (in 5° increments only)
Pendulum Units	45° to 115° (in 5° increments only)
Spindle Centres	Between Drive Liner & Idler = 60mm Pantograph Units only
Drive Liner	M26 - Brass Liner / 16mm SS Spindle Pantograph & Pendulum Units
Liner Overall Length	Bulkhead Thickness + 55mm
Idler Liner	M26 - Brass Liner / 16mm SS Spindle Pantograph Units only
Bracket	L - Left Hand Bracket; R - Right Hand Bracket;
Unit Weight	Allowing for the maximum arm and blade lengths; 9.2Kgs (20.0 lbs)

Illustration shows options of parking

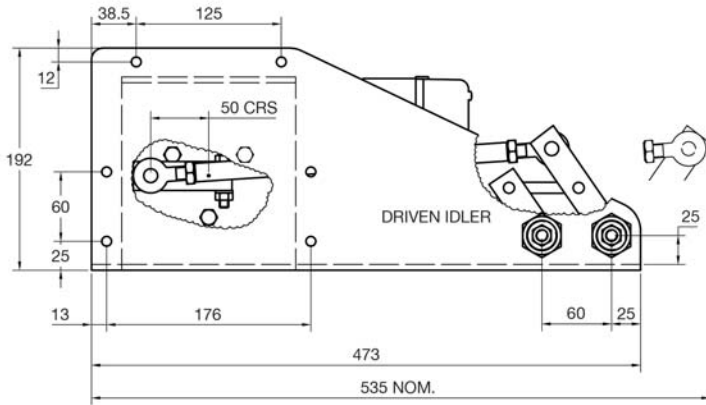
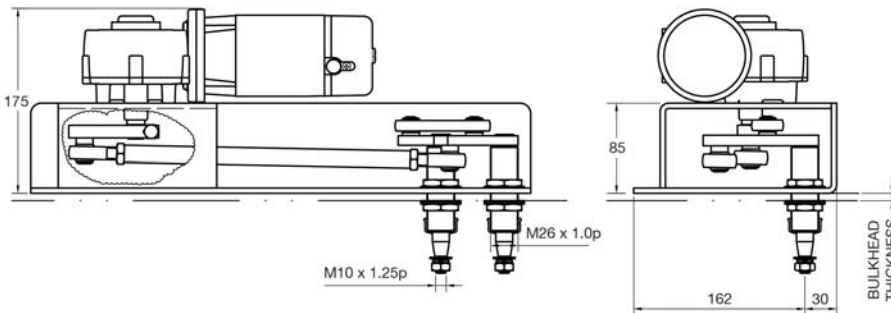
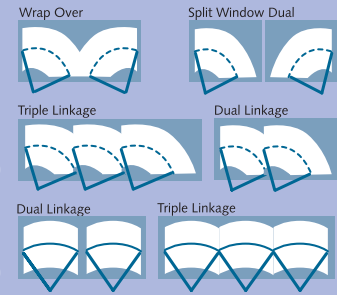


Illustration shows options of parking



100Nm Linkage configurations



When very wide or multiple windows are to be swept we offer a comprehensive range of swept area solutions utilising the 100Nm drive unit operating either two or three arms and blades off one motor. This offers customers the benefit of simpler installations as well as cost saving.

Wiper Arms and Blades

■ Pantograph Arms

P84 Heavy Duty
Lengths 24" to 98" (610mm to 2500mm) nom
Drive Head 16mm
Blade Clip 14mm & 20mm

■ Pendulum Arms

F80 Heavy Duty
Lengths 24" to 72" (610mm to 1830mm) nom
Drive Head 16mm
Blade Clip 14mm
F81 Heavy Duty
Lengths 24" to 72" (610mm to 1830mm) nom
Drive Head 16mm
Blade Clip 20mm

■ Blades

B140 Curved Blade
Lengths 12" to 28" (310mm to 710mm) nom
 For use with arm types:
Pendulum F80 **Pantograph** P84
B140 Curved Blade
Lengths 32" (810mm), 36" (915mm), 39" (1000mm)
 For use with arm types:
Pendulum F81 **Pantograph** P84



B. HEPWORTH
AND COMPANY LIMITED

2-4 Merse Road, North Moons Moat, Redditch, Worcestershire B98 9HL
T +44 (0) 1527 61243 **F** +44 (0) 1527 66836 **E** bhepworth@b-hepworth.com

www.b-hepworth.com